
MATÍAS
MAKES
A
FRIEND



©2015 by Andrea Skyberg
All rights reserved. This book, or parts thereof, may not be reproduced in any form without permission in writing from the publisher.

The illustrations for this book were created in collage (including tape!) and watercolor.

ISBN:000-0-0000000-0-0
Library of Congress Control Number: 2015000000

MATÍAS MAKES A FRIEND

by

ANDREA SKYBERG

Matías loved things that stuck together...



Like stickers,

and glue,



and velcro.

But...



TAPE was his favorite.



Before his first day at a new school,
he stuck his name on all of his supplies.





Matias hoped to make a BIG impression.

The morning went by and no one paid him any attention.

Matías wished for a friend—someone who'd stick with him.





At lunch he found the roll of masking tape
he'd used to label all his things.



He spun the tape roll
on his wrist.

But no one saw.



On the way to the playground
he tried to introduce himself.

But no one heard.



He shuffled closer to the group.

But no one noticed.



Matías trudged over to a bench and plopped down.

Alone.

He turned the masking tape around his wrist, again and again. Then he got a BIG idea.



He wrapped a piece of tape into a ball. The ball looked like a head.



He added legs, and arms, and a body until…

He made a little person.



"Hi!
What's your name?"
asked Matías.

"I'm Tapey,"
said Matías
with a funny voice.

"Hola, Tapey, I'm Matías."



When recess ended,
Matías smiled.
He'd made a new
friend—someone who'd
stick with him.



The next day, Tapey went everywhere with Matías. They shared lunch.



And secrets.





And jokes.

"Do you like baseball, Tapey?" asked Matías.

"I love it. Let's play!"

"You need more than two people to play baseball," said Matías.

"Let's ask some other niños to play," suggested Tapey.

"Okay, I'll try," said Matías.





“Does anyone want
to play baseball?”



But no one saw.

No one heard.

No one noticed.



Matías saw the jump rope.



He noticed the tape
on his wrist.

He made a BIG decision.



He walked toward the group,
took the broken rope and…



fixed it!

This time all the children saw him.



“What’s that?” asked Charlie.

"He's my friend Tapey."



All the children
heard him.

"How'd you make him?"
asked Faith.



And all the children
noticed him.

Can you make me one?" asked Charlie.

"Me, too!"

"Me, too!"



"You could make your own amigos," said Matías.

"Amigos?" asked Faith.



"You know, friends," said Matías.

"How?" asked Charlie.



"I'll show you."



The rest of recess Matías helped all the children make new friends.

When it was time to go in, Matías looked around at what they'd created together…

Lots of friends for Tapey.



"Hey Matías! You coming?"

"Come on, amigo!"

"Stick with us!"



And lots of friends for Matías, too.

Want to Make a Friend?

Just like Matías, you can make a friend—one that will stick with you!

What you'll need:

A BIG imagination
A roll of masking tape
Tinfoil
Permanent markers
Colored tape (Washi, masking,or duct tape)
Glue
Yarn
Scissors

Step 1:
Roll foil into a ball for the head. Roll four pieces of foil into snakes for the limbs. Make a large oval for the torso.

Step 2:
Cover the foil with tape, connecting all the parts together to form the body.

Step 3:
Add tape features to your friend—ears, nose, fingers and feet.

Step 4:
Add color and clothes by using colored tape (either Washi paper tape, masking tape, or duct tape).

Step 5: Use permanent markers to draw on the eyes, eyebrows and eyelashes. You can also give cheeks and lips some color.

Step 6: Use glue or tape to attach pieces of yarn to the top of their head for hair. Or you can make a hat out of tape, like Matías did.

Step 7: Give your friend a name and have some fun playing together!



FOR STORIES AND
ILLUSTRATIONS THAT
WILL **STICK** WITH YOU,
VISIT
ANDREASKYBERG.COM